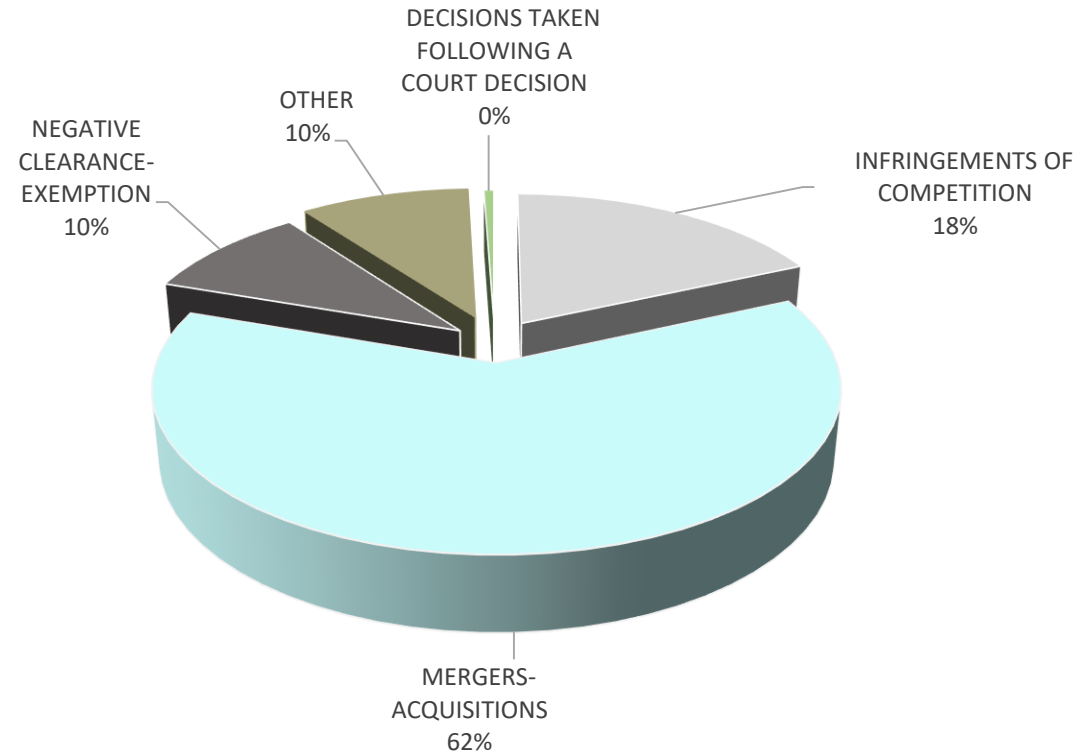


## DISTRIBUTION OF BOARD DECISIONS BY SCOPE, NATURE and OUTCOME-1 (JANUARY- DECEMBER 2020)

|  |            |
|--|------------|
| Infringements of Competition               | 65         |
| Mergers-Acquisitions                       | 220        |
| Privatizations                             | -          |
| Negative Clearance-Exemption               | 34         |
| Other                                      | 34         |
| Decisions Taken Following a Court Decision | 2          |
| <b>TOTAL</b>                               | <b>355</b> |



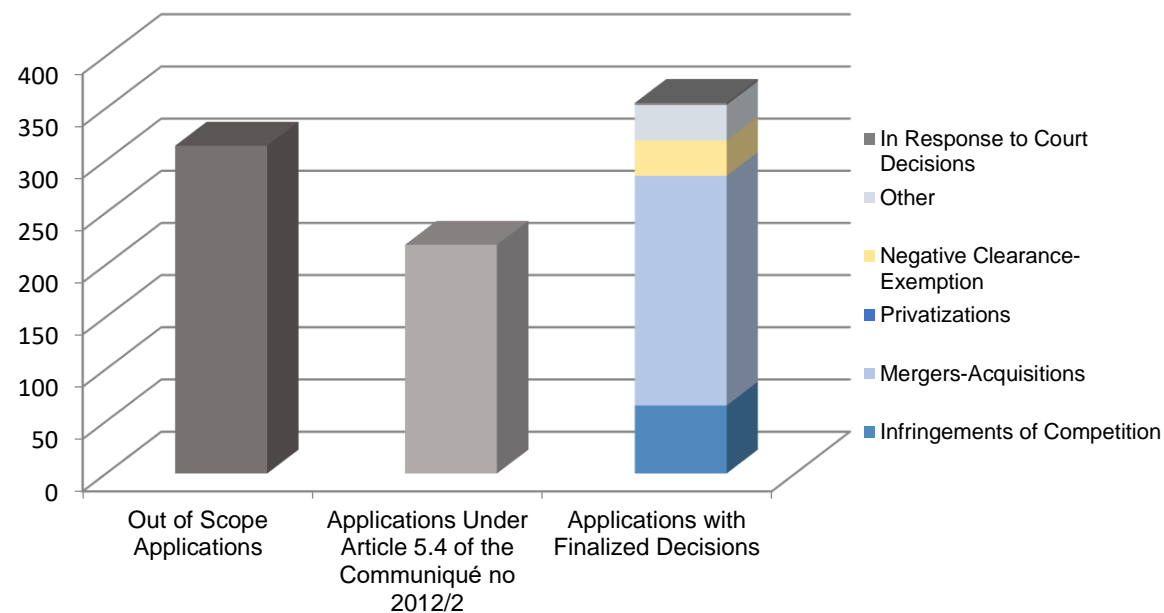
## DISTRIBUTION OF BOARD DECISIONS BY SCOPE, NATURE and OUTCOME-2 (JANUARY-DECEMBER 2020)

| INFRINGEMENT OF COMPETITION DECISIONS - BY OUTCOME |           |
|--|-----------|
| Rejected   | 46        |
| Fined  | 16        |
| Opinion Rendered (4054/9-3)                        | 3         |
| <b>TOTAL</b>                                       | <b>65</b> |

| INFRINGEMENT OF COMPETITION DECISIONS - BY SCOPE OF ARTICLE |           |
|---|-----------|
| Article 4   | 36        |
| Article 6   | 22        |
| Articles 4 and 6  | 7         |
| Articles 4, 6 and 7   | -         |
| <b>TOTAL</b>  | <b>65</b> |

| INFRINGEMENT OF COMPETITION DECISIONS – BY ARTICLE 4-HORIZONTAL/VERTICAL DISTINCTION (*) |           |
|--|-----------|
| Horizontal   | 31        |
| Vertical   | 10        |
| Mixed  | 2         |
| <b>TOTAL</b>   | <b>43</b> |

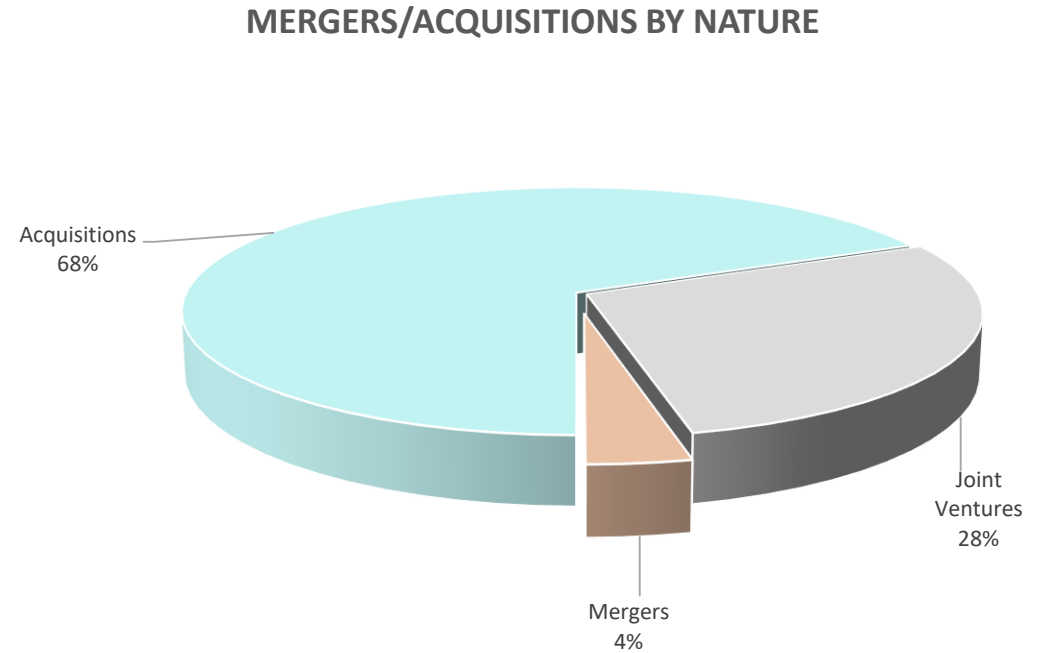
### APPLICATIONS BY SCOPE



## DISTRIBUTION OF BOARD DECISIONS BY SCOPE, NATURE and OUTCOME-3 (JANUARY- DECEMBER 2020)

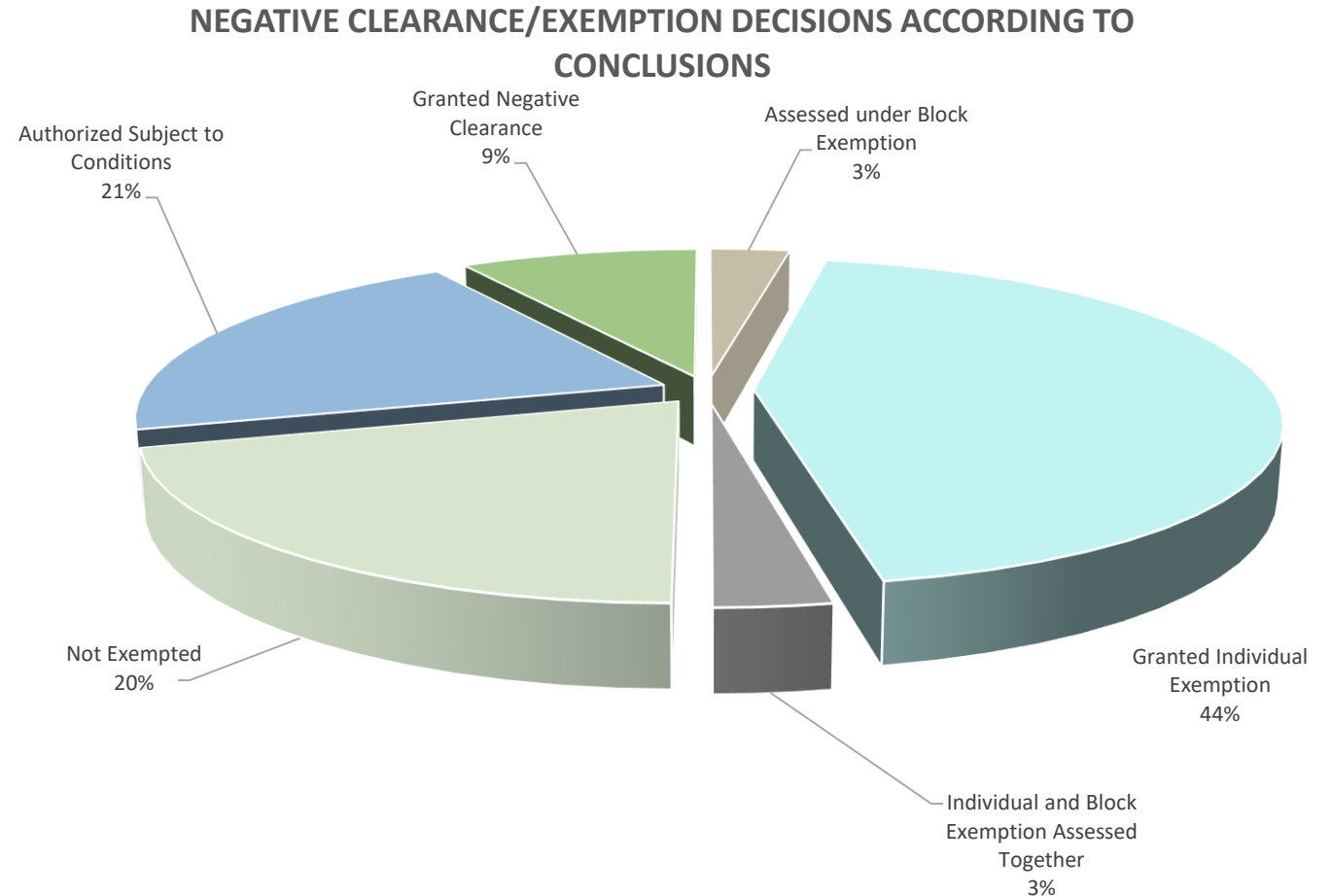
| MERGERS/ACQUISITIONS BY NATURE   |            |
|----------------------------------|------------|
| Acquisitions                     | 150        |
| Joint Ventures                   | 62         |
| Mergers                          | 8          |
| Acquisitions under Privatization | -          |
| <b>TOTAL</b>                     | <b>220</b> |

| MERGERS/ACQUISITIONS BY OUTCOME           |            |
|---|------------|
| Authorized                                | 190        |
| Authorized Subject to Conditions          | 1          |
| Not Authorized                            | 1          |
| Out of Scope/Not Subject to Authorization | 28         |
| <b>TOTAL</b>                              | <b>220</b> |



## DISTRIBUTION OF BOARD DECISIONS BY SCOPE, NATURE and OUTCOME-4 (JANUARY- DECEMBER 2020)

| NEGATIVE CLEARANCE/EXEMPTION DECISIONS BY OUTCOME |           |
|---|-----------|
| Assessed under Block Exemption                    | 1         |
| Granted Individual Exemption                      | 15        |
| Granted Exemption Subject to Conditions           | 7         |
| Individual and Block Exemption Assessed Together  | 1         |
| Denied Exemption                                  | 7         |
| Granted Negative Clearance                        | 3         |
| <b>TOTAL</b>                                      | <b>34</b> |



## INVESTIGATIONS - (JANUARY-DECEMBER 2020)

| CONCLUDED INVESTIGATIONS-I            |
|---------------------------------------|
| Subject/Undertaking                   |
| Arçelik-Vestel                        |
| Chemotherapy Drugs                    |
| Burdur Otogaz                         |
| Cargo                                 |
| Fresh Fruit-Vegetables                |
| Insurance Companies                   |
| Artı Marin (on Court Decision)        |
| TURKCELL-VODAFONE (on Court Decision) |
| Göller Bölgesi Çimento                |
| Google-online shopping                |
| TTAŞ                                  |
| Signalization                         |
| Fuel                                  |
| Yozgat Hazır Beton                    |
| Bellona (on Court Decisions)          |

| CONCLUDED INVESTIGATIONS-II                 |
|---|
| Subject/Undertaking                         |
| Baymak                                      |
| Gaziantep Auto Inspection                   |
| Şanlıurfa Autogas Dealers                   |
| OMSAN                                       |
| Ortadoğu Antalya Port Authority             |
| Google Adwords                              |
| Water Purification                          |
| Van Doğalgaz                                |
| Siemens Healthcare (on Court Decision)      |
| Fertilizer Producers                        |
| Covid-19 Masks                              |
| <b>Concluded (January-December 2020) 26</b> |
| <b>Concluded (1998- December 2020) 336</b>  |

## INVESTIGATIONS-II (JANUARY-DECEMBER 2020)

| CONCLUDED INVESTIGATIONS<br>SECTORAL DISTRIBUTION  |           |
|--|-----------|
| Sector   | Total     |
| Banking Capital Market, Finance and Insurance Services   | 1         |
| Information Technologies and Platform Services   | 2         |
| Construction (Stone, Cement, Iron/Steel, Ceramics, Glass, Construction Chemicals and Engineering Services)                                     | 2         |
| Chemistry and Mining (Petroleum and Petroleum Products, Mining, Fuel, Petrochemistry, Chemical Products and Gases)                             | 5         |
| Logistics, Storage and Mail (Port and Port Services, Land/Air/Maritime Transport, Customs Services)  | 3         |
| Professional, Scientific and Technical Activities (Including Patenting, Assessing/Ranking, Building Inspection, Appraisal and Certification)   | 2         |
| Machinery Industry (White Goods, Small Home Appliances, Electrical Products, Electronic Products, Office Appliances and Computer)              | 4         |
| Forestry and Woodworking Industries (Paper/Cardboard, Furniture, Stationary and Packaging)   | 1         |
| Healthcare Services (Drugs, Hospitals, Healthcare Equipment and Materials)   | 3         |
| Telecommunications (Including Internet Services, Digital Broadcasting and IPTV)  | 2         |
| Agriculture and Agricultural Products (Production, Sales, Mediation, Fertilizers, Seeds, Tobacco/Alcohol, Animal Husbandry and Other Services) | 1         |
| <b>Concluded (January-December 2020)</b>   | <b>26</b> |

## ADMINISTRATIVE FINES IMPOSED (JANUARY-DECEMBER 2020)

| ADMINISTRATIVE FINES (TL)                           |                         |
|---|-------------------------|
| On Substance Under Article 16/3                     | 1,964,045,142.51        |
| On Substance Following Court Decisions (under 16/3) | 41,542,125.08           |
| On Procedure Under Article 16/1-a                   | 838,656.05              |
| On Procedure Under Article 16/1- b                  | 21,001,468.05           |
| On Procedure Under Article 16/1-c                   | 61,468,769.51           |
| On Procedure Under Article 16/1-d                   | 2,550,979.70            |
| Under Article 17                                    | 151,407,833.29          |
| <b>TOTAL (TL)</b>                                   | <b>2,242,854,974.19</b> |

## DISTRIBUTION OF BOARD DECISIONS ACCORDING TO SECTORS (JANUARY-DECEMBER)

| SECTORS  | COMPETITION<br>INFRINGEMENT | EXEMPTION/<br>NEGATIVE CLEARANCE | MERGER/ACQUISITION<br>/PRIVATIZATION | IN RESPONSE TO COURT<br>DECISIONS | OTHER     | TOTAL      |
|--|-----------------------------|----------------------------------|--------------------------------------|-----------------------------------|-----------|------------|
| Information Technologies and Platform Services   | 3                           | 1                                | 16                                   |                                   | 8         | 28         |
| Telecommunications (Including Internet Services, Digital Broadcasting and IPTV)  | 4                           | 1                                | 2                                    |                                   | 2         | 9          |
| Media, Advertisement and Publishing  |                             | 1                                | 3                                    |                                   |           | 4          |
| Agriculture and Agricultural Products (Production, Sales, Mediation, Fertilizers, Seeds, Tobacco/Alcohol, Animal Husbandry and Other Services) | 4                           |                                  | 4                                    |                                   | 1         | 9          |
| Food Industry (Packaged Goods Production, Wholesale/Retail, Alcoholic/Non-Alcoholic Drinks, Food and Beverage Services)                        | 2                           | 2                                | 11                                   | 1                                 | 5         | 21         |
| Infrastructure Services (TV Broadcasting, Electricity, Gas, Water, Waste Management, Recycling, Steam Production and Distribution)             | 2                           |                                  | 17                                   |                                   |           | 19         |
| Leather/Leather Products, Rubber and Plastics  |                             |                                  |                                      |                                   |           |            |
| Healthcare Services (Drugs, Hospitals, Healthcare Equipment and Materials)   | 3                           | 5                                | 12                                   |                                   | 4         | 24         |
| Chemistry and Mining (Petroleum and Petroleum Products, Mining, Fuel, Petrochemistry, Chemical Products and Gases)                             | 7                           | 2                                | 39                                   |                                   | 2         | 50         |
| Professional, Scientific and Technical Activities (Including Patenting, Assessing/Ranking, Building Inspection, Appraisal and Certification)   | 1                           | 1                                |                                      |                                   | 1         | 3          |
| Real Estate Services   |                             |                                  | 3                                    |                                   |           | 3          |
| Construction (Stone, Cement, Iron/Steel, Ceramics, Glass, Construction Chemicals and Engineering Services)                                     | 5                           | 3                                | 9                                    |                                   |           | 17         |
| Banking Capital Market, Finance and Insurance Services   | 2                           | 11                               | 21                                   |                                   | 4         | 38         |
| Machinery Industry (White Goods, Small Home Appliances, Electrical Products, Electronic Products, Office Appliances and Computer)              | 7                           | 2                                | 22                                   |                                   | 1         | 32         |
| Logistics, Storage and Mail (Port and Port Services, Land/Air/Maritime Transport, Customs Services)  | 11                          | 1                                | 9                                    |                                   | 2         | 23         |
| Manufacturing Industry (Welding Equipment, Defense Industry, Metal Industry)   |                             |                                  | 3                                    |                                   |           | 3          |
| Culture, Arts, Entertainment, Leisure, Sports, Games of Chance and Eductaion   | 3                           |                                  | 4                                    |                                   | 1         | 8          |
| Textile and Ready-made Clothing (Production, Marketing, Wholesale/Retail)  | 1                           | 1                                | 1                                    |                                   |           | 3          |
| Other  | 2                           |                                  | 5                                    |                                   |           | 7          |
| Automotive and Vehicles (Automobile, Rail Systems, Ships and Aircraft, Production, Sales, Servicing, Spare Parts Production and Sales)         | 5                           | 3                                | 28                                   |                                   | 1         | 37         |
| Forestry and Woodworking Industries (Paper/Cardboard, Furniture, Stationary and Packaging)   | 3                           |                                  | 3                                    |                                   |           | 6          |
| Jewelry (Jewelry/Watch/Precious Stone Buying Selling and Production Activities)  |                             |                                  |                                      |                                   | 2         | 2          |
| Accommodation, Travel and Tour Operation   |                             |                                  | 8                                    | 1                                 |           | 9          |
|  | <b>65</b>                   | <b>34</b>                        | <b>220</b>                           | <b>2</b>                          | <b>34</b> | <b>355</b> |



## MONTHLY DISTRIBUTION OF BOARD DECISIONS (JANUARY- DECEMBER 2020)

